




Westerbeke Marine Diesel and Gasoline Generators



**D-NET™: The first generators available fully networked to NMEA 2000®**

# Some luxuries remain exclusive

## Westerbeke Marine Diesel Generator Sets

For the Leisure and Professional Boating Industry, Westerbeke produces high quality marine generator sets from 5.5kW up to 29.0kW at 60 Hertz and 5.0kW up to 23.0kW at 50 Hertz.


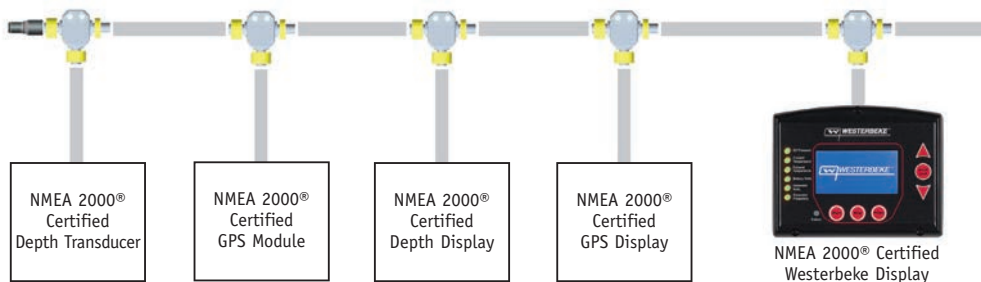
Westerbeke 1800/1500-rpm diesel generators are backed by a 5-year limited warranty. The presence of Westerbeke in over 65 countries around the world provides customers with easy access to parts and technical support.

Established in 1937, Westerbeke is committed to providing its customers with quality products and exceptional after sales support.



## D-NET™ ELECTRONIC DIESEL GENERATORS

Sample network with NMEA 2000® certified generator



### NMEA 2000® Main Advantages

NMEA 2000® certification allows the Westerbeke generator and multiple Westerbeke displays to communicate via the same digital databus cable at a far greater distance than previously possible. The digital databus cable facilitating communication can also be shared by Westerbeke and other NMEA 2000® certified equipment installed on the vessel. This permits boat builders to significantly reduce both labor and space normally required to run multiple cables throughout the vessel as well as unnecessary weight.



### Standard D-NET™ Features

- NMEA 2000® compliant databus communication
- Digital display and diagnostics panel
- Electronic governing
- Safety shut-downs: overspeed, underspeed, low oil pressure, high exhaust and high coolant temperature
- AC circuit breaker (up to 15.0/12.0kW)
- Field breaker (above 15.0/12.0kW)
- 12V, 50 amp battery charging alternator (40 amp, 22.0/17.0kW)
- Power take-off interface
- Self-bleeding fuel system (up to 15.0/12.0kW)
- Fresh water cooling
- Water injected exhaust elbow
- Raw water pump
- Tuned air intake silencer
- Slow-speed, quiet operation
- Anti-vibration mounts
- Lube oil drain hose and drip tray
- Operators' manual & parts list
- 5-year limited warranty

## Optional Equipment

- Remote digital display(s)
- Remote start-stop(s)
- Sound Guard SST
- Ungrounded electrical system (above 5.5/5.0kW)
- 24V electrical system (above 7.6/5.7kW)
- 24V ungrounded electrical system (above 7.6/5.7kW)
- Keel cooling
- Dry exhaust
- PTO adapter kit (up to 15.0/12.0kW)
- PTO with electric clutch (above 15.0/12.0kW)
- Fuel/water separator
- Hydro-Hush muffler and fittings
- Spare parts kits
- Anti-siphon valve with 1" stainless loop for overboard cooling discharge water
- Ship-to-shore switch
- White paint (standard color red)



## Sound Guard SST

Allows full service access to all four sides and top. Features stainless steel base and frame with powder coated aluminum panels providing exceptional corrosion resistance.



## Technical Data, D-NET™

		NEMA 2000® certified																	
Model		5.5 EDCA	5.0 EDCA	7.6 EDTA	5.7 EDTA	8.0 EDTA	6.0 EDTA	10.0 EDTA	7.5 EDTA	11.0 EDTA	8.8 EDTA	12.5 EDTA	10.3 EDTA	15.0 EDTA	12.0 EDTA	22.0 EDEA	17.0 EDEA	29.0 EDE	23.0 EDE
Output	kW	5.5	5.0	7.6	5.7	8.0	6.0	10.0	7.5	11.0	8.8	12.5	10.3	15.0	12.0	22.0	17.0	29.0	23.0
Cylinders		3		3		3		3		3		4		4		4		4	
Speed	RPM	1800	1500	1800	1500	1800	1500	1800	1500	1800	1500	1800	1500	1800	1500	1800	1500	1800	1500
Voltage	V	120	230	120/240	230	120/240	230	120/240	230	120/240	230	120/240	230	120/240	230	120/240	230	120/240	230
Frequency	Hz	60	50	60	50	60	50	60	50	60	50	60	50	60	50	60	50	60	50
Power Factor		1.0		1.0		1.0		1.0		1.0		1.0		1.0		1.0		1.0	
Standard Phase		1		1		1		1		1		1		1		1		1	
Optional Phase		No		No		No		3*		3*		3*		3*		3*		3*	
Dimensions:		GEN	W/SST	GEN	W/SST	GEN	W/SST	GEN	W/SST	GEN	W/SST	GEN	W/SST	GEN	W/SST	GEN	W/SST	GEN	W/SST
Length	inch	27.8	33.3	28.2	33.3	29.1	36.1	32.2	36.1	32.2	36.1	35.3	39.5	35.3	39.5	39.9	45.0	46.2	50.8
Width	inch	18.5	21.1	19.0	21.1	20.0	23.2	20.5	23.2	20.5	23.2	20.5	23.2	20.5	23.2	22.4	26.0	22.5	27.2
Height	inch	20.6	22.3	21.2	22.3	24.0	25.3	24.0	25.3	24.0	25.3	24.0	25.3	24.0	25.3	25.4	27.0	29.3	30.8
Dry Weight	lbs	373	451	407	485	476	566	522	612	522	612	570	664	574	668	829	949	1152	1302
Length	mm	706	846	717	846	725	917	818	917	818	917	895	1003	895	1003	1015	1143	1174	1291
Width	mm	470	536	482	536	508	589	521	589	521	589	521	589	521	589	568	660	573	691
Height	mm	523	566	540	566	609	643	609	643	609	643	610	643	610	643	644	686	745	782
Dry Weight	kg	169	205	185	220	216	257	237	278	237	278	259	302	260	303	376	430	523	591

Specifications subject to change without notice. GEN GENERATOR SST without SOUNDGUARD SST

\*Contact factory for weight and dimensions at 3 phase.





### Technical Data, analogue


Model	5.5 EGCD	5.0 EGCD	7.6 EGTD	5.7 EGTD	8.0 EGTD	6.0 EGTD	10.0 EGTD	7.5 EGTD	11.0 EGTD	8.8 EGTD	12.5 EGTD	10.3 EGTD	15.0 EGTD	12.0 EGTD	29.0 EGED	23.0 EGED
Output kW	5.5	5.0	7.6	5.7	8.0	6.0	10.0	7.5	11.0	8.8	12.5	10.3	15.0	12.0	29.0	23.0
Cylinders	3		3		3		3		3		4		4		4	
Speed RPM	1800	1500	1800	1500	1800	1500	1800	1500	1800	1500	1800	1500	1800	1500	1800	1500
Voltage V	120	230	120/240	230	120/240	230	120/240	230	120/240	230	120/240	230	120/240	230	120/240	230
Frequency Hz	60	50	60	50	60	50	60	50	60	50	60	50	60	50	60	50
Power Factor	1.0		1.0		1.0		1.0		1.0		1.0		1.0		1.0	
Standard Phase	1		1		1		1		1		1		1		1	
Optional Phase	No		No		No		3*		3*		3*		3*		3*	
Dimensions,	GEN	W/SST	GEN	W/SST	GEN	W/SST	GEN	W/SST	GEN	W/SST	GEN	W/SST	GEN	W/SST	GEN	W/SST
Length inch	28.0	33.3	28.4	33.3	29.1	36.1	32.2	36.1	32.2	36.1	35.3	39.5	35.3	39.5	46.2	50.8
Width inch	18.3	21.1	19.0	21.1	20.0	23.2	20.5	23.2	20.5	23.2	20.5	23.2	20.5	23.2	22.5	27.2
Height inch	20.9	22.3	20.5	22.3	24.0	25.3	24.0	25.3	24.0	25.3	24.0	25.3	24.0	25.3	29.3	30.8
Dry Weight lbs	372	443	406	477	476	559	522	605	522	605	570	657	574	661	1152	1302
Length mm	712	846	722	846	739	917	818	917	818	917	895	1003	895	1003	1174	1291
Width mm	466	536	482	536	508	589	521	589	521	589	521	589	521	589	573	691
Height mm	531	566	521	566	609	643	609	643	609	643	610	643	610	643	745	782
Dry Weight kg	169	202	184	217	216	253	237	274	237	274	259	299	260	300	523	591

Specifications subject to change without notice.  
\*Contact factory for weight and dimensions at 3 phase

GEN GENERATOR SST with SOUNDGUARD SST

### Standard Features

- Instrument panel and safety stop switch
- Remote start/stop plug-in connection
- Electronic governing (up to 15.0/12.0kW)
- Electronic voltage regulation (above 15.0/12.0kW)
- Safety shut-downs: overspeed, underspeed, low battery voltage and low oil pressure, high exhaust and high coolant temperature (up to 15.0/12.0kW)
- Safety shut-downs: low oil pressure, high exhaust and high coolant temperature (above 15.0/12.0kW)
- AC circuit breaker (single phase, up to 15.0/12.0kW)
- Field breaker (above 15.0/12.0kW)
- 50 amp battery charging alternator
- Power take-off interface
- Self-bleeding fuel system (up to 15.0/12.0kW)
- "EZ Bleed" fuel system (above 15.0/12.0kW)
- Fresh water cooling
- Water injected exhaust elbow



### Optional Equipment

- Dual station instrument panel with senders
- Remote start-stop panels
- Remote lube oil filter kit
- Sound Guard SST
- Ungrounded electrical system (above 5.5/5.0kW)
- 24V electrical system (above 7.6/5.7kW)
- 24V ungrounded electrical system (above 7.6/5.7kW)
- Keel cooling
- Dry exhaust
- PTO adapter kit (up to 15.0/12.0kW)
- PTO with electric clutch (above 15.0/12.0kW)
- Hydro-hush muffler and fittings
- Fuel/water separator
- Anti-siphon valve with 1 inch stainless loop
- Ship-to-shore switch
- Spare parts kit and hose kit
- White paint (standard color red)

# Sound Guard **SST**

Models (60/50 Hz)

SST Part #


Dimensions (L x W x H)

Weight



5.5/5.0 EGCD 7.6/5.7 EGTD	49484	33.3 x 21.1 x 22.3 in. 846 x 536 x 566 mm	71 lbs. 33 kilos
5.5/5.0 EDCA 7.6/5.7 EDTA	52709		78 lbs. 36 kilos
8.0/6.0 EGTD 10.0/7.5 EGTD 11.0/8.8 EGTD	49483	36.1 x 23.2 x 25.3 in. 917 x 589 x 643 mm	83 lbs. 37 kilos
8.0/6.0 EDTA 10.0/7.5 EDTA 11.0/8.8 EDTA	53462		90 lbs. 41 kilos
12.5/10.3 EGTD 15.0/12.0 EGTD	49527	39.5 x 23.2 x 25.3 in. 1003 x 589 x 643 mm	87 lbs. 40 kilos
12.5/10.3 EDTA 15.0/12.0 EDTA	53463		94 lbs. 43 kilos
22.0/17.0 EDEA*	54442	45.0 x 26.0 x 27.0 in. 1143 x 660 x 686 mm	120 lbs. 54 kilos
*Use PN 53070 for optional 3-phase units only			
29.0/23.0 EDE 29.0/23.0 EGED	53070	50.7 x 27.2 x 30.8 in. 1288 x 691 x 782 mm	150 lbs. 68 kilos

Specifications subject to change without notice.






## Westerbeke Marine Gasoline Generator Sets with Multiport EFI technology

# Pleasure, power and peace of mind

Gasoline



Providing all the comforts of home for your small pleasure craft or houseboat, Westerbeke gasoline generators are world renowned among houseboat rental fleets and small craft owners' alike.

### 3.5 MCGA Standard Features

- Simple, "one touch" start/stop control panel with running hour meter and warning annunciation
- Multiport EFI
- Water-cooled, returnless fuel system
- Electronic governing
- Safety warnings and shut-downs — overspeed, underspeed, low oil pressure, high exhaust and coolant temperature
- Fresh water cooling and coolant recovery tank
- A.C. circuit breaker
- 5 amp battery charger
- Water injected exhaust elbow
- Belt-driven raw water pump
- Vibration isolators
- Lube oil drain hose
- Operators' manual and parts list
- Meets applicable U.S.C.G. regulations


## MULTIPOINT EFI AND RETURNLESS FUEL SYSTEM

MCGA models feature sequential multiport electronic fuel injection (MPI). MPI provide optimum fuel efficiency, easy starting, improved reliability and reduced emissions. In conjunction with MPI, electronic speed control maintains the engine at a constant speed (precise frequency regulation) and virtually eliminates "bogging down" when load is applied. A water cooled returnless fuel system aids in the prevention of vapor lock for improved performance in high ambient temperatures.

### 5.0-9.5 MCGA, 60Hz (4.2-7.6 MCGA, 50Hz)

#### Standard Features

- Simple, "one touch" start/stop control panel with running hour meter and warning annunciation
- Multiport EFI
- Water-cooled, returnless fuel system
- Electronic governing
- Safety warnings and shut-downs — overspeed, underspeed, low oil pressure, high exhaust and coolant temperature
- Fresh water cooling and coolant recovery tank
- Field convertible to 50 or 60Hz
- A.C. circuit breaker
- 10 amp battery charger
- Water injected exhaust elbow
- Belt-driven raw water pump
- Vibration isolators
- Remote lube oil filter (9.5/7.6kW)
- Lube oil drain hose
- Belt guard
- Operators' manual and parts list
- Meets applicable U.S.C.G. regulations



#### Optional Equipment

- Remote start-stop panel with warning annunciation
- 15 or 30 foot extension harness
- 90 degree water injected exhaust elbow (5.0/4.2-9.5/7.6kW)
- Remote lube oil filter kit (5.0/4.2-7.5/6.2kW)
- Venclosure (5.0/4.2-9.5/7.6kW)
- Drip shield (3.5kW)
- Hydro-Hush muffler and fittings
- Anti-siphon valve with stainless loop
- Ship-shore switch
- Spare parts kit
- Hose kit
- White paint (red standard color)

## Venclosure

### 5.0/4.2-7.5/6.2 MCGA

Length: 30.3 in. (768 mm)  
Width: 21.6 in. (550 mm)  
Height: 18.8 in. (477 mm)  
Weight: 20 lbs. (9 kg)

### 9.5/7.6 MCGA

Length: 34.0 in. (863 mm)  
Width: 22.6 in. (573 mm)  
Height: 19.5 in. (494 mm)  
Weight: 30 lbs. (14 kg)



NOTE: When installed inside a Venclosure, the generator set is only offered with white paint. A Venclosure is only available installed at the factory.

The Venclosure (right) is shown with optional 90 degree "REARX" exhaust elbow.



## Technical Data

### MULTIPOINT EFI GASOLINE (PETROL) GENERATORS

Model		3.5 MCGA*	5.0 MCGA	4.2 MCGA	7.5 MCGA	6.2 MCGA	9.5 MCGA	7.6 MCGA	15.0 MEG	12.0 MEG	20.0 MEG	16.0 MEG	23.0 MEG	18.0 MEG
<b>Output</b>	<b>kW</b>	3.5	5.0	4.2	7.5	6.2	9.5	7.6	15.0	12.0	20.0	16.0	23.0	18.0
<b>Cylinders</b>		2	3		3		4		4		4		4	
<b>Speed</b>	<b>RPM</b>	2500	1800	1500	1800	1500	1800	1500	1800	1500	1800	1500	1800	1500
<b>Voltage</b>	<b>V</b>	120/230	120	230	120	230	120/240	230	120/240	230	120/240	230	120/240	230
<b>Frequency</b>	<b>Hz</b>	60/50	60	50	60	50	60	50	60	50	60	50	60	50
<b>Power Factor</b>		1	1		1		1		1		1		1	
<b>Standard Phase</b>		1	1		1		1		1		1		1	
<b>Dimensions:</b>														
<b>Length</b>	<b>inch</b>	26.6	29.1 (26.4)**		30.4 (27.7)**		33.9 (31.5)**		37.5		42.3		42.3	
<b>Width</b>	<b>inch</b>	15.8	18.4 (19.2)**		18.4 (19.2)**		19.8 (20.3)**		24.5		24.5		24.5	
<b>Height</b>	<b>inch</b>	15.0	17.9 (18.1)**		17.9 (18.1)**		18.3 (18.3)**		27.8		27.8		27.8	
<b>Dry Weight</b>	<b>lbs</b>	226	344		385		445		621		741		771	
<b>Length</b>	<b>mm</b>	675	740 (672)**		771 (703)**		861 (799)**		952		1074		1074	
<b>Width</b>	<b>mm</b>	402	468 (489)**		468 (489)**		502 (517)**		622		622		622	
<b>Height</b>	<b>mm</b>	382	456 (459)**		456 (459)**		466 (466)**		707		707		707	
<b>Dry Weight</b>	<b>kg</b>	102	156		175		201.9		282		336		350	

\*3.5 MCGA not field convertible.

\*\*with optional 90° exhaust

Specifications subject to change without notice

## "Houseboat Series"

NMMA innovation award winning product, Westerbeke "Houseboat Series," generators boast a reputation for reliability, innovation and piece of mind that extends from North America's Lake Powell and Lake Mead to Australia's Murray River. Running at a slow, quiet 1800/1500 rpm, these smooth running generators are virtually forgotten in your houseboat so you can feel at home on the water.

## Standard Features

- Simple, "one touch" start/stop control panel with running hour meter and warning annunciation
- Multipoint EFI
- Water-cooled, returnless fuel system
- Electronic governing
- Safety shut-downs — overspeed, underspeed, low oil pressure, high exhaust and coolant temperature
- Fresh water cooling and coolant recovery tank
- Field convertible to 50 or 60Hz
- A.C. circuit breaker
- 50 amp battery charging alternator
- Water injected exhaust elbow
- Belt-driven raw water pump
- Vibration isolators
- Lube oil drain hose
- Belt guard
- Operators' manual and parts list
- Meets applicable U.S.C.G. regulations

## Optional Equipment

- Remote start-stop panel
- 15, 30, 50, 75 and 100 foot extension harness
- Remote lube oil filter kit
- Hydro-Hush muffler and fittings
- Anti-siphon valve with stainless loop
- Ship-shore switch
- Spare parts kit
- Hose kit
- White paint (red standard color)



Powering the marine industry for over 85 years.



**NMMA Innovation Award Winner Two Consecutive Years**



**WESTERBEKE™**  
WESTERBEKE CORPORATION • MYLES STANDISH INDUSTRIAL PARK  
TEL: (508) 823-7677 • FAX: (508) 884-9688 • Website: [www.westerbeke.com](http://www.westerbeke.com)

